
Understanding SNAPCHAT

A Guide for Parents and Guardians



01

Introduction

02

What is Snapchat?


03

How Snapchat Works

04

Potential Risks of
Snapchat

CONTENTS



05

Managing Snapchat
Usage


06

Alternatives to Snapchat

07

Final Thoughts

CONTENTS



INTRODUCTION

Welcome to the Cyber Safety Cop's guide on Snapchat. This eBook is designed to help parents and guardians gain a comprehensive understanding of Snapchat, a widely-used social media platform among teenagers. Our goal is to equip you with the knowledge needed to navigate and monitor this app effectively, ensuring the safety and well-being of your child online.

In this guide, we will explore what Snapchat is, its key features, and how it operates. We will also delve into the potential risks associated with its use, such as disappearing messages, location sharing, and privacy concerns. Additionally, we will share real-life stories to highlight these risks and provide practical advice on setting up parental controls and using third-party monitoring tools. Finally, we will suggest safer alternatives to Snapchat and offer additional resources to help you stay informed about online safety.



With this eBook, we aim to make the complex world of Snapchat more understandable and manageable, helping you protect your child in the digital age.

CHAPTER 1

WHAT IS SNAPCHAT?

Snapchat is a popular social media app known for its unique feature of disappearing messages. It was launched in 2011 and has since become one of the most widely used apps among teenagers. The app opens directly to the camera screen, allowing users to quickly capture and share moments with friends. This simplicity and immediacy are part of what makes Snapchat so appealing to younger users.

KEY FEATURES



- **Snaps:** These are photos or videos that can be taken directly within the app and then edited with various filters, text, and drawings before being sent to friends. Once viewed, these snaps disappear, promoting a sense of spontaneity.
- **Stories:** Users can post a series of snaps that remain visible to their friends for 24 hours. This feature allows for a more extended narrative and is similar to Instagram Stories.
- **Chat:** Snapchat includes a chat feature for sending text messages that also disappear after being viewed.
- **Discover:** This section features content from brands, celebrities, and media companies, providing users with entertainment and news.
- **Spotlight:** Similar to TikTok, this feature allows users to share short videos with the broader Snapchat community.

CHAPTER 2

HOW SNAPCHAT WORKS

Snapchat can seem confusing at first glance, especially with its unique interface and various features. In this chapter, we'll break down how to navigate the app, understand its main functions, and make use of its privacy and security settings. By understanding how Snapchat works, you can better monitor your child's usage and help them make safer choices while using the app.

NAVIGATING THE APP

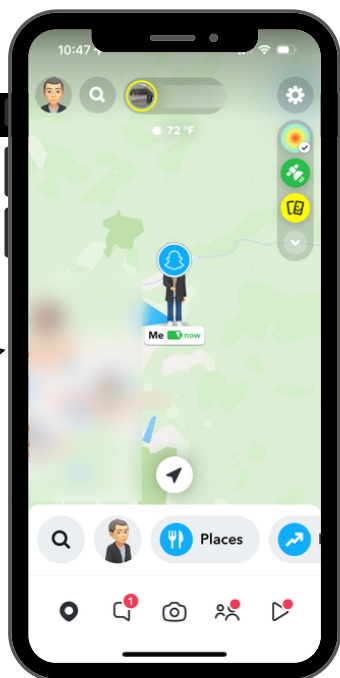


• **Camera Screen:** When you open Snapchat, it immediately goes to the camera screen for quick snaps.

- **Filters and Lenses:** Fun effects that can be applied to snaps to enhance or alter the appearance of the photos and videos.

- **Memories:** Saved snaps and stories that can be accessed later. This feature allows users to revisit and share their favorite moments.

- **Snap Map:** Shows your location to friends if enabled, allowing users to see where their friends are and what they are up to.



PRIVACY AND SECURITY SETTINGS



- **Ghost Mode:** Hides your location from others.
- **My Eyes Only:** A password-protected folder for private snaps, ensuring that certain photos and videos remain hidden from anyone else using the app.
- **Family Center:** Allows parents to monitor who their child is interacting with on Snapchat.



Using Snapchat

The main screen has various icons and features that users interact with, such as chat, discover, and spotlight. Navigating through these features is intuitive, but understanding what each icon and function does is crucial for effective monitoring.

CHAPTER 3

POTENTIAL RISKS OF SNAPCHAT

While Snapchat offers a fun and engaging platform for teens to connect with friends, it also comes with several potential risks that parents need to be aware of. Understanding these risks is crucial to ensuring the safety and well-being of your child while they navigate the digital world. In this chapter, we will discuss the primary concerns associated with Snapchat, including disappearing messages, location sharing, inappropriate content, privacy issues, and the potential for grooming and exploitation. We will also share a real-life case study to highlight the importance of vigilance and setting appropriate boundaries for social media use.

Disappearing Messages

One of the core features of Snapchat is that messages and photos disappear after being viewed. This can encourage risky behavior among teens, who may feel that their actions are less permanent and thus less consequential.

Location Sharing The Snap Map feature can reveal your child's location to their contacts, potentially putting them at risk. It's essential to understand how this feature works and to ensure that location sharing is turned off or restricted to trusted friends.

Inappropriate Content

Filters and stories can sometimes include inappropriate or harmful content. Since Snapchat encourages a playful and creative approach to sharing, it can sometimes lead to the sharing of content that may not be suitable for all audiences.

Privacy Concerns

Snapchat collects a significant amount of user data, including location, contacts, and user activity. This data collection can be a privacy concern, especially for younger users who may not fully understand the implications of sharing their information.

Grooming and Exploitation

There is a high risk of inappropriate interactions on Snapchat, including grooming and sexual exploitation. The app's features can make it easier for predators to contact and manipulate young users.

Case Study

A mother allowed her responsible daughter to use Snapchat, only for her to meet a stranger from the app. This stranger could have posed a serious risk, highlighting the dangers of allowing young teens to use Snapchat. This story underscores the importance of vigilance and setting appropriate boundaries for social media use.

CHAPTER 4

MANAGING SNAPCHAT USAGE

With the potential risks associated with Snapchat, it is essential for parents to take proactive steps in managing their child's usage of the app. This chapter provides practical advice on setting up parental controls, using Snapchat's Family Center, and adjusting privacy settings to enhance your child's safety online. We will also explore the use of third-party monitoring tools and share additional tips for maintaining open communication with your child about their online activities. By implementing these strategies, you can help your child enjoy a safer social media experience.

SETTING UP FAMILY CENTER

The Family Center on Snapchat allows parents to monitor who their child is interacting with on the app. Here are the steps to set it up:

- 1. Create Snapchat Accounts:** Both you and your child need to have individual Snapchat accounts.
- 2. Open Snapchat and Go to Your Profile:** Tap on your profile icon in the top left corner of the screen.
- 3. Access Settings:** Tap on the gear icon in the top right corner to open settings.

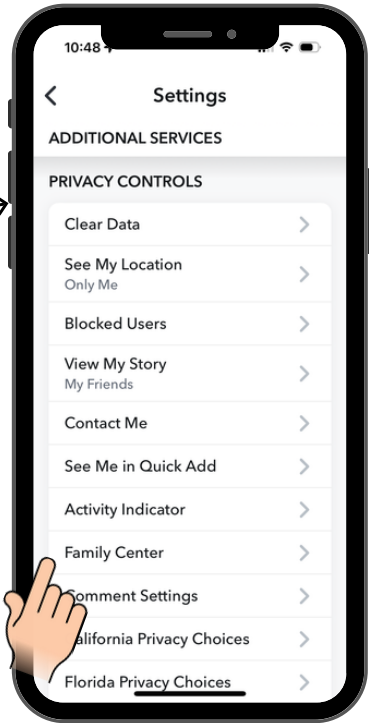


SETTING UP FAMILY CENTER

4. Navigate to Family Center: Scroll down to the 'Privacy Controls' section and select 'Family Center.'

5. Invite Your Child: In the Family Center, tap 'Invite Family Member' and send an invitation to your child. Your child will receive this invitation in their chat screen.

6. Accept the Invitation: Your child needs to accept the invitation for you to start monitoring their activities.



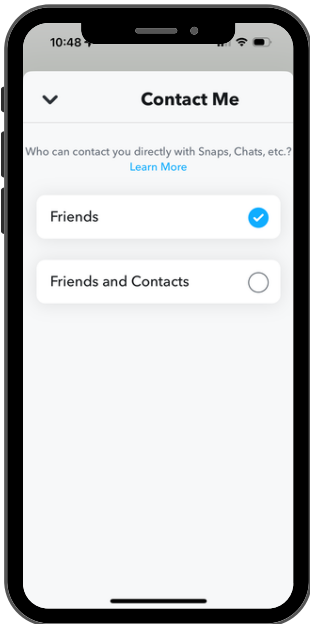
7. View Recent Conversations: Once connected, you can see a list of your child's friends and their recent conversations.

8. Restrict Sensitive Content: Enable the 'Restrict Sensitive Content' setting to limit your child's exposure to inappropriate content.

RECOMMENDED SETTINGS

To further enhance safety, adjust the following settings on your child's Snapchat account:

- **Notifications:** Turn off unnecessary notifications to reduce distractions. Go to Settings > Notifications and toggle off non-essential notifications.



- **Who Can Contact Me:** Set this to 'Friends' only to limit contact to known individuals. Go to Settings > Privacy Controls > Contact Me and select 'Friends.'



- **Location:** Ensure Ghost Mode is enabled to hide your child's location. Go to Settings > Privacy Controls > See My Location and toggle on 'Ghost Mode.'

USING THIRD-PARTY APPS

Third-party apps like [**OurPact**](#) can help monitor your child's phone activity, providing additional oversight. These apps can take periodic screenshots of your child's phone, giving you insight into their Snapchat usage. However, they have limitations and may not capture everything.



Additional Tips

- **Discuss Online Safety:** Regularly talk to your child about the importance of online safety and the potential risks of social media.
- **Encourage Reporting:** Make sure your child knows how to report inappropriate content or interactions on Snapchat.
- **Stay Involved:** Keep an open line of communication with your child about their online activities and any concerns they may have.

CHAPTER 5

ALTERNATIVES TO SNAPCHAT

While Snapchat is a popular app among teens, its potential risks may prompt parents to look for safer alternatives. This chapter explores other social media platforms that offer better parental controls and more transparent communication features. By choosing apps with robust safety measures, you can ensure your child enjoys the benefits of social media while minimizing exposure to potential dangers. We will focus on Instagram, a widely-used platform with more comprehensive safety features, and suggest other apps that prioritize user safety and parental oversight.

Instagram

Instagram offers better parental controls and monitoring options compared to Snapchat. Unlike Snapchat, Instagram messages do not disappear after being viewed, allowing parents to review conversations and ensure their child is safe.

Instagram also provides features like account privacy settings, content filters, and the ability to manage who can interact with your child's account. These tools can help you create a safer social media environment for your teen.

Other Apps

Consider other social media platforms with robust parental control features for older teens. Apps like Facebook Messenger and WhatsApp provide more transparent communication and better control over privacy settings. These platforms allow parents to monitor messages, control contact lists, and set usage limits, making them suitable alternatives to Snapchat for ensuring your child's online safety.

FINAL THOUGHTS

Snapchat can be a fun way for teens to connect, but it comes with significant risks. It's important to stay informed and involved in your child's digital life.

Consistent communication and setting clear boundaries can help keep your child safe online. Regularly discuss the potential dangers and ensure that your child understands the importance of making responsible choices.

Our Recommendation

Recommended user age: **18 years old**

Snapchat, with its features such as disappearing messages and location sharing, can pose significant privacy and safety risks, particularly to younger users who may not fully comprehend the potential consequences. Users 18 years or older are generally better equipped to navigate these risks responsibly. They possess greater maturity and a better understanding of digital privacy, allowing them to make informed decisions about sharing personal information. Additionally, older users are more likely to have developed the necessary judgment to handle interactions on the platform, reducing the likelihood of falling victim to cyberbullying or exploitation.

Additional Resources

To further assist you in keeping your child safe online, here are some recommended apps and tools for monitoring social media usage, as well as links to further reading on cyber safety for children and teens:

[Parenting in the Digital World: A Step-by-Step Guide to Internet Safety \(3rd Edition\) by Clayton Cranford](#): *This book answers parents' most important questions about making their children safe online.*



Digital Citizenship Course: Tailored for students in **[1st through 3rd grade](#)** and **[4th through 8th grade](#)**, this program is specifically crafted to equip them with essential skills, providing a solid foundation to navigate the digital world responsibly. By offering structured learning opportunities, this course supplements the ongoing dialogue at home, ensuring that children not only understand the theoretical aspects of online safety but also practice them in a practical, age-appropriate context. This comprehensive approach ensures their safety and fosters a positive online experience.